

**CHILDREN'S**  
**MUSEUM**  
INDIANAPOLIS®



**Visual Checklist**

# My Visit to The Children's Museum of Indianapolis

## Visual Checklist

### Instructions:

- Before your visit, print out the checklist and picture pages to help you plan your time at the museum.
- You can read about each gallery on our website and on our sensory map to decide where you want to go.
- Cut out the cards for each area you want to visit and attach them to your checklist. You may want to leave some spaces blank so you can add to your list during your visit.
- Bring your checklist with you to the museum. You may also want to bring the set of cards to say when you need to take a break, use the restroom, etc.
- If appropriate, please go over the "Museum Rules" below with your child prior to your visit.

### Museum Rules:

- I will stay with my family, group, or caregiver when we are in the museum.
- I will use my indoor speaking voice.
- I will use my walking feet inside the museum.

# My Visit to The Children's Museum of Indianapolis

## General Museum Tips

- Parking is FREE in our garage or surface lots on Illinois Street.
- Youth under 18 must be accompanied by an adult at all times. The museum is weapon and smoke-free.
- Carousel rides are \$2; free for members! Accommodations can be made for visitors with disabilities who wish to ride our Carousel. It is accessible for visitors who use wheelchairs. Ask a staff member for assistance.
  - Please note: riding of Carousel animals is limited to children 17 and under only. Adults are still welcome to sit on the benches or stand beside their child at no cost, but will no longer be permitted to ride on the animals.
- Wi-Fi is available during museum hours.
- There are family restrooms throughout the museum, as well as a private nursing area in Playscape on Level 3. There is an adult-size changing table in one of the Lower Level Dinosphere family restrooms.
- Lockers and stroller rentals are available in the Welcome Center.
- Wear play-ready shoes! Closed toe shoes are recommended for the *Riley Sports Legends Experience*® and are required for both racing experiences.
- Fidget items and noise-reducing headphones are available at the Concierge Desk. Our concierge or a member of our security staff can also help you find a quiet space if needed. A Take a Break Space is located on Level 3.
- For more information, please visit our accessibility page at [www.childrensmuseum.org/visit/accessibility](http://www.childrensmuseum.org/visit/accessibility), contact our Customer Service Center by phone at (317) 334-4000 or via e-mail at [customerservice@childrensmuseum.org](mailto:customerservice@childrensmuseum.org).



**Dinosphere®**



**All Aboard!**



**National Geographic  
Treasures of the Earth**



**Fireworks of Glass**




**Beyond Spaceship Earth**



**Schaefer Planetarium and  
Space Object Theater**



**Lilly Theater**  
(Check website for performance  
dates and times)



**Stories From Our Community:  
The Art of Protest**



**WinterFaire**  
(Nov. 16 – Jan. 5, 2025)



**American POP**



**WinterSlide**  
(Nov. 16 – Jan. 5, 2025)



**Visit with Santa**  
(Nov. 29 – Dec. 24, 2025)  
Check website for days and times.)



**Playscape®**



**Mandela: The Official Exhibition**  
(June 22, 2024 – Jan. 20, 2025)




**The Power of Children®**



**Carousel Wishes and Dreams**



**Mini Masterpieces**



**Corteva Agriscience  
ScienceWorks**



**Food Court**



**The Museum Store**



**The World of Sport**



**National Art Museum of Sport**



**Outdoor Riley Children's Health  
Sports Legends Experience®**

**I need a break**

**I need a drink  
of water**

**I need to clean my  
hands**

**I would like to sit  
down**


**I would like to eat**

**I'm ready to go  
home**

**I need help**

**I need a quiet space**

**I need a restroom**

This is what I will see at The Children's Museum: (Attach pictures or write steps)	All Done 



This is what I will see at The Children's Museum: (Attach pictures or write steps)	All Done 