

Sensory Map



To keep the health and safety of our visitors, staff, and volunteers a top priority, we have made some changes to our exhibit experiences. We have reopened many of the hands-on interactive experiences that had been removed due to COVID-19 precautions, but some information contained in this map may not reflect elements currently offered in the exhibits. We apologize for any inconvenience, and we will continue to make adjustments as necessary. If you have questions or need assistance with anything during your visit, please ask a staff member or visit the Concierge Desk located on Level 1.

September 2021


CHILDREN'S
MUSEUM
INDIANAPOLIS®

General Information

Updated Health and Safety Procedures

- Advance tickets are encouraged for all visitors, including members and donors.
- Everyone is expected to follow social distancing requirements.
- The museum's safety protocols continue to evolve in light of the ongoing pandemic. Please check childrensmuseum.org for our most up-to-date COVID policies.
- If you are not feeling well, please stay home. We will gladly exchange your ticket for a day when you feel better!

Admission for Members

Present your membership card with a photo ID at the museum entrance gates. A named cardholder must accompany guests.

ATM

Located on Level 1 in the Welcome Center.

Baby Care

Diapering facilities are in restrooms on all levels. A quiet nursing area is located in *Playscape* on Level 3. Emergency baby supplies available at the Concierge Desk on Level 1.

Carousel and Sandy Rides

Carousel rides are \$1 per person. Members ride free. Children under 44 inches tall must be accompanied by a paid adult rider. The Carousel is wheelchair accessible. Carousel line closes daily at 4:45 p.m. Sandy rides are 5 cents each.

Strollers, Wagons, Wheelchairs, Hand Sanitizers

Available on Level 1 in the Welcome Center. Hand sanitizers available on all levels.

Concierge Desk

Located on Level 1 near *Fireworks of Glass*. The Concierge can provide city information, directions, visit planning, and more!

Hours

Museum and Indoor Sports Experience

Winter (Jan. 1–Mar. 12, 2021)

Tues.–Sun., 10 a.m.–5 p.m.

Closed: Mondays except Martin Luther King Day and Presidents Day

Spring/Summer (Mar. 13–Sept. 6)

Mon.–Sun., 10 a.m.–5 p.m.

Closed: Easter

Fall (Sept. 7–Dec. 31)

Tues.–Sun., 10 a.m.–5 p.m.

Closed: Mondays, Thanksgiving, and Christmas

Outdoor Sports Experience 2021

Spring/Summer (Mar. 13–Sept. 6)

Mon.–Sun., 10 a.m.–5 p.m.

Fall (Sept. 7–Oct. 31)

Tues.–Sun., 10 a.m.–5 p.m.

infoZone

Experience the infoZone, a special branch of the Indianapolis Public Library.

Lockers

Level 1 in the Welcome Center behind Coat Check. Cost is 75 cents, \$1, or \$1.25 per locker.

Lost and Found

Located on Level 1 at Security Check-In by the Sports Experience entry gates or the Concierge Desk near *Fireworks of Glass*.

Lost Children/Medical and Safety Emergencies

Red emergency telephones are located on each level. In case of a lost child or medical or safety emergency, go to the phone nearest you and pick up the handset. The phone will autodial the museum's security department.

Safety Guidelines

- Children under 18 must be escorted by an adult.
- Use the Skywalk to cross Illinois Street.
- Food and beverages are permitted only in the Food Court.
- Do not leave purses or other valuables unattended.
- Please do not allow children to climb, sit, or stand on any railings or barricades.
- The museum is a smoke-free environment.
- No weapons are allowed on museum property.

Accessibility

All exhibits are accessible except the tool car in *All Aboard!* If you have questions, call 317-334-4000 prior to your visit. A limited number of complimentary wheelchairs are available for checkout at the Coat Check. For assistance during your visit, ask any staff member or go to the Concierge Desk on Level 1.

Volunteer Services

For information, call 317-334-4817.

Special Places for Young Visitors

All Aboard! Lower Level—This gallery is full of trains including a few with which to play! This is a space that captures the attention of most of our younger visitors.

Playscape®, Level 3—This gallery is specifically designed for children ages 5 and younger to play and learn with their grown-ups. Includes a sensory area for infants and toddlers.

Carousel Wishes and Dreams, Level 4—A wonderful place to make new family memories! A Carousel ride is a fun way to start your day, or make it the last stop before you join our End of the Day Parade!

Accessibility Tip Sheet

If you need assistance with anything during your visit, please notify a museum staff member or volunteer. Look for a museum-logo shirt and/or museum badge.

- Fidget toys and noise-reducing headphones are available to check out at the Concierge Desk on Level 1.
- Most restrooms have automatic-flush toilets. All restrooms have automatic sinks and soap dispensers, as well as automatic paper towel dispensers.
- We offer a variety of free, limited-capacity programs in every gallery space, designed to encourage families to explore and play together. Please check the monitors outside the galleries for information or ask a staff member about how to participate!
- Printed scripts are available for many programs. If you would like a script to follow along and participate in a program, please ask gallery staff.
- Some exhibits have sound and light shows that play throughout the day. These areas are marked with signage indicating the times of the shows.
- Maps are updated frequently, but they may not reflect all current galleries and conditions. Please ask a staff member if you have any questions.
- Look for these symbols on the museum map to help guide you through your visit:



Bright Area



Tactile Opportunities



Low Lights



Movement Opportunities



Loud Area



Strong Smells



Quiet Area

Lower Level

The restrooms near *Dinosphere*® are currently closed. There are restrooms located on the lower level near Lilly Theater. There are family restrooms located in the Welcome Center on Level 1; outside *Take Me There*® *Greece* on Level 2; and in *Playscape*® on Level 3.

Quiet areas: Look for this symbol.

- *Fireworks of Glass* (on slower days)



All Aboard!

Auditory

- During construction work on the new *Dinosphere*® experience, you may hear loud noises if you are visiting *All Aboard!*.
- This is a loud space on busy days.
- You will hear the wood floor creak and pop as you move across it.
- There are train sounds. A loud bell rings during the sound and light show.

Tactile

- There are toy train sets to play with.
- There is a real tool car that you can touch and walk through.

Visual

- A strobe light is used during the sound and light show.
- The lights are low in this space.
- There is a real steam engine to see!
- Enjoy the repetitive motion of the model trains. You can watch one of the trains as it travels on a track suspended from the ceiling.
- There is a video that plays inside the tool car.

Dinosphere: Now You're in Their World

Dinosphere® will be closed March 8, 2021–March 2022 for construction that will bring *Giants of the Jurassic™* and *Monsters of the Mesozoic Seas™* to The Children's Museum! During this closure, many *Dinosphere*® programs will be held in different locations in the museum. Some of your favorite dinosaurs, including Bucky the *T. rex* and *Dracorex hogwartsia*, have been moved to different parts of the museum during this temporary closure.

Fireworks of Glass

Auditory

- On slower days, this is a quiet space. During these times, this is a good area to take a break.

Tactile

- There are plastic replicas of the Chihuly glass pieces that you can use to build your own tower.
- There are touchscreen monitors to use to interact with the exhibit.

Visual

- There are many bright colors.
- The lights are low in this space.

Lilly Theater

Auditory

- Performances include music. Sometimes the performances are loud.

Olfactory

- Some performances include a fog machine and fog will drift into the first few rows of the audience.

Visual

- The lights are low in this space. They are very low during performances.
- Sometimes the actors come out into the aisles during a performance.

National Geographic Treasures of the Earth

Auditory

- This is a loud space.
- There is music playing in this space.

Tactile

- There is a dig site* where you can search for pretend Terra Cotta Warriors.
- You can re-create a Terra Cotta Warrior.
- There is a replica shipwreck site where you can play with pretend dive gear.
- There are touchscreen monitors to use to interact with the exhibit.

Visual

- There are bright lights.
- Lights flash in the Egyptian tomb during the sound and light show.
- There are tanks filled with water and artifacts from shipwrecks.
- There are videos that play throughout the exhibit.

*On busy days, the dig site is a good place to practice waiting in line. It is also a good place to practice taking turns.

Beyond Spaceship Earth

Auditory

- This is a loud space.
- There are many different sounds in this space, including beeping and mechanical sounds.
- The sliding doors that lead into the Planetarium make a loud swooshing sound that can be startling to some visitors.

Movement

- You can try exercising like an astronaut!

Tactile

- There are touchscreen monitors to use to interact with the exhibit.
- There are many objects to touch, including drawers to open, levers to pull, and buttons to push.
- There is an interactive that lets you test how to control a robotic arm.

Visual

- This is a visually busy space. It is bright and there are many bright colors. The pattern on the floor is made to simulate the floor in the space station.
- You will follow a straight path through most of the exhibit. This is so you can see what it is like to be in the space station.

Schaefer Planetarium and Space Object Theater

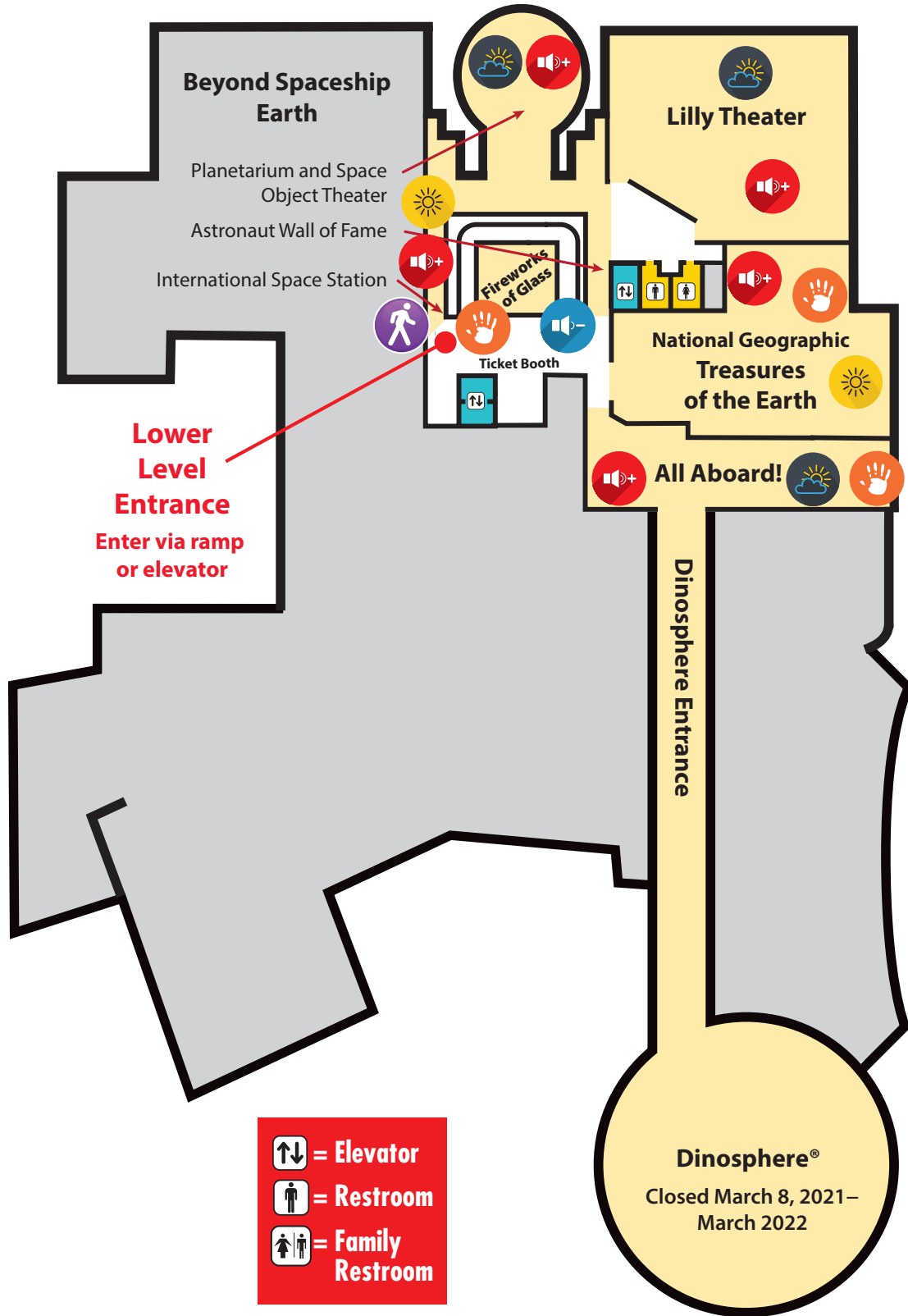
Auditory

- The sliding doors that lead into the space make a loud swooshing sound that can be startling to some visitors.
- Most shows have sound and music. Sometimes the shows are loud.*

Visual

- The lights are low in this space. They are very low during shows.
- There are different color lights in the space and some lights flash during some shows.
- The shows play on the dome ceiling. There is a large object on a platform in the center of the Planetarium.
- You will see objects that relate to the show in cases as you walk in.

*Some shows include rumbling sounds and slight movement of the seats to simulate what it is like to be in a spacecraft.



↑↓ = Elevator
♿ = Restroom
♿♿ = Family Restroom

☁☀ = Low Light Area ☀ = Bright Area 🔊- = Quiet Area 🔊+ = Loud Area
👉 = Tactile Opportunity 🚶 = Movement Opportunity 👃 = Strong Smells

Level 1

The Sunburst Atrium restrooms include child-size, manual-flush toilets. The changing stations in these restrooms are affixed to the counters.

The Welcome Center restrooms include child-size, manual-flush toilets. There are hand dryers in these restrooms. The changing stations in these restrooms fold out from the walls. There is one family restroom in the Welcome Center.

There is a ball machine on Level 1. You can see how it works and watch the balls as they travel through the machine. It is loud and makes mechanical and bell sounds. You can turn knobs to move parts of the machine.

Food Court

Auditory

- This is a loud space.

Olfactory

- There are many different food smells in this space.

Visual

- This is a bright space.
- There are windows to look through and there is natural light in this space.

Alcove outside of the Food Court, near the *Dinosphere*® entrance

Auditory

- Noise levels vary in this space. It can be a quiet space on slower days. You may hear construction sounds from the work being done in *Dinosphere*®.

Olfactory

- There are many different food smells in this space.

Tactile

- There is a cast of a dinosaur skeleton on the wall that you can touch!

Visual

- The lights are low in this space.

The Children's Museum Store

Auditory

- This is a loud space on busy days.
- There is music playing.

Visual

- This is a bright space.
- There are many bright colors.

National Geographic Treasures of the Earth (Overlook and Transport)

The Treasures Transport is an elevator that takes you down one level to the full *Treasures of the Earth* exhibit. The Transport is a dark space with a video that introduces you to the exhibit. It simulates shaking and rattling as it moves down to the Lower Level.

Auditory

- There is music playing in this space.

Visual

- There is an overlook area that looks down into the full exhibit.
- This is a bright space.

School Arrival/Sack Lunch

Auditory

- This is a loud space on busy days. When it is not being used, it is a good opportunity for a quiet space if you need a break.

Olfactory

- There are many different food smells in this space.

Visual

- This is a bright space.
- There are windows to look through and there is natural light in this space.

Sunburst Atrium

Auditory

- This is a loud space.
- There is music playing.
- Sometimes there are performances in this space. They are loud and may have music. Please ask the Concierge about performance times.

Olfactory

- There are food smells in this space because of its proximity to the Food Court.

Visual

- This is a large, wide-open space.
- There are skylights that provide natural light.
- The Water Clock is in this space. You can watch it fill up and drain throughout the day.

Welcome Center

This is a good area to practice waiting in line.

There is a lot of activity in this space on busy days.

Auditory

- There is music playing.
- This is a loud space on busy days.

Visual

- There is a giant toy robot. Sometimes he talks. His name is Bumblebee.
- Sometimes there are items hanging from the ceiling.
- This is a bright space.
- There are windows and natural light.
- There are signs to read.



Main Entrance

- = Elevator
- = Restroom
- = Family Restroom

- Low Light Area
- Bright Area
- Quiet Area
- Loud Area
- Tactile Opportunity
- Movement Opportunity
- Strong Smells

Dinosphere®
 Closed March 8, 2021 –
 March 2022

Level 1—continued

There are two family restrooms located in the Efroymsen Pavilion near the entry gates to the *Riley Children's Health Sports Legends Experience*®. One of the restrooms has a changing station and it is affixed to the counter. The toilets in these restrooms are automatic-flush.

The Security desk is located near the restrooms.

There is a large video screen in the hallway between the galleries. It plays audio. You can have your picture taken and show up on the Fan Cam!

There are large windows that let in lots of natural light in the hallway outside the galleries.

Quiet areas: Look for this symbol.

- National Art Museum of Sport



Baseball Boundary Breakers: Trailblazers on the Field

Auditory

- This is a loud space. You will hear a lot of different sounds at the same time, like instructions from videos, music, crowd noise, and running feet.
- You can listen to the sounds different combinations of balls and bats make, including a Beep baseball and bat.

Movement

- Play the role of an infielder and test your reaction time by tapping ball-shaped buttons as they light up.
- Practice your skills as an outfielder by reaching and jumping as high as you can!
- Try throwing a ball like a pro and see how fast and accurately you can pitch.*
- Participate in drills to learn the proper windup for both an overhand baseball pitch and an underhand softball pitch.

**This interactive is inside a netted area where light levels are lower.*

Tactile

- There are touchscreen monitors to use to interact with the exhibit.
- Feel an example of words written in braille.

Visual

- This is a bright space. There are many colors in this space.
- There are videos that play throughout the exhibit. Some of these are on screens that hang on the wall.
- You will see different types of uniforms, equipment, and memorabilia and learn about trailblazing baseball players past and present.
- Create a digital baseball card that shows you as the next great baseball star!

The World of Sport

Auditory

- This is a loud space. You will hear a lot of different sounds at the same time, like crowd noise and cheering, as well as sounds from different sports, like racing, basketball, and rowing.
- You will hear sound effects at the pit stop challenge when someone uses one of the tools.
- Listen to famous moments in NCAA history.

Movement

- For children who enjoy movement and are kinesthetic learners, this is a great space to move your body in different ways.
- The rowing challenge is a good place to practice arm and leg movement—and teamwork!
- See if you can master the balance beam like a legendary gymnast.
- Practice some of the fundamentals of basketball at the passing and shooting challenge.
- Use your hand-eye coordination at the hockey goal-blocking challenge.

- Try out your pit crew skills at the pit stop challenge.* Move from one part of the car to another using tools to complete all the necessary tune-ups.

Tactile

- There are touchscreen monitors to use to interact with the exhibit.
- Try out equipment from different sports, including rowing oars and basketballs.
- There is a mini race car you can sit in.
- Place toy cars on tracks and see how they race!

Visual

- As you enter the exhibit, you will see mirrors that are shaped like people playing sports. Stand in front of one and see what you look like as an athlete!
- There is a lot to look at in this exhibit. This is a bright space with brightly painted walls.
- There are neon lights and a wall-mounted stopwatch in the motorsports garage.
- There are videos that play throughout the exhibit.
- Work as a camera operator in the broadcast area and see what it's like to be part of a sports reporting team!

**On busy days, the pit stop challenge is a good place to practice waiting in line.*

It is also a good place to practice taking turns.

National Art Museum of Sport

Auditory

- This is a quiet space, but there is some sound that carries from the neighboring *The World of Sport* exhibit. There is music that plays in the exhibit.

Movement

- Practice your fine motor skills by tracing, drawing, and sculpting.

Tactile








- There are materials to use to practice tracing and drawing. You can move mini models around and draw the shapes they make.
- There is putty to use to sculpt your favorite athlete or sports equipment.
- There is a touchscreen monitor to use to interact with the exhibit.

Visual

- This is a bright space.
- There are many pieces of art to look at and enjoy and there is a lot of information to read.



 = Elevator
 = Restroom
 = Family Restroom

 Low Light Area
  Bright Area
  Quiet Area
  Loud Area
 Tactile Opportunity
  Movement Opportunity
  Strong Smells

Level 2

There are two family restrooms located on this level outside of *Take Me There®: Greece*. These restrooms have automatic-flush toilets. The changing stations in these restrooms fold out from the walls.

American POP: The Galleries for American Arts and Popular Culture

Auditory

- This is a loud space. You will hear many different sounds at the same time, like songs and videos playing within the exhibit. The sounds will change as you move through the space.

Tactile

- There are touchscreen monitors to use to interact with the exhibit.
- You can play with a toy pirate ship, a farm, and a castle.
- You can use magnets to add patches to clothes on the wall display.
- Try drawing a superhero!

Visual

- This is a very visually stimulating space, especially the comic book wall. There is a lot to look at!
- This is a bright space with brightly painted walls and a lot of wall graphics.
- There are videos that play throughout the exhibit.
- There is a life-size Spider-Man hanging from the ceiling!
- You can push a button and watch a rotating display of cowboy boots.

Big, Bad, & Bizarre and Dinosaur Art Gallery

Dinosphere®, including the Dinosaur Art Gallery, will be closed March 8, 2021–March 2022 for construction that will bring *Giants of the Jurassic™* and *Monsters of the Mesozoic Seas™* to The Children's Museum!

infoZone

There is an automatic hand dryer in the restroom in infoZone.

Auditory

- This is a quiet space.

Tactile

- There are computers you can use to play learning games.
- Enjoy arranging gears, shapes, and letters on a magnetic activity wall.

Visual

- There are many bright colors in this space.

Take Me There®: Greece

Auditory

- This is a loud space.
- You will hear music and environmental sounds like traffic and birds throughout the exhibit.
- Push a button to hear the sounds different Greek instruments make.
- Learn the Greek alphabet and hear what the letters and some Greek words and phrases sound like!
- You will hear gears turning, small motors running, and a tumbling sound at the olive oil shop.

Movement

- Uncover, measure, and recover pretend sea turtle eggs.
- Pull a lever, turn a wheel, and push a button to help make pretend olive oil!
- Pretend catch fish with poles and then carry them to the dock to weigh them.
- Have fun learning some traditional Greek dances!

Quiet areas: Look for this symbol.

- *Stories from Our Community*



Olfactory

- You may smell baked goods and vanilla near the bakery.
- You may smell a fresh ocean scent near the fishing boat.

Tactile

- There are touchscreen monitors to use to interact with the exhibit.
- Help care for pretend sea turtles and use tools to measure pretend sea turtle eggs and record your data.
- There are pretend pastries to bake in the bakery and Greek foods you can make and serve!
- Go shopping and pick up fruits and vegetables you would find in Greece.
- Feel the patterns used in ancient Greek designs.
- Try on traditional Greek costumes!

Visual

- This is a bright space and there are many bright colors.
- There are no windows for natural light.
- You will notice the lights in the exhibit change to give the effect of daytime or evening. When they change to evening, the exhibit will be dimmer and have a blue tint.
- You will see a big pretend airplane as you enter the exhibit. You can sit in a seat and watch a video welcoming you to Greece! You will feel the seat rumble to simulate what it feels like to be in an airplane.
- There are videos that play throughout the exhibit.
- See icons and religious symbols that are important to Greek Orthodox Christians.
- Look at photos that show what life is like for families in different areas of Greece.
- See how ancient Greek art and fashion inspire the art and fashion of today!

Stories from Our Community: The Art of Protest

Auditory

- This can be a quiet space, but you will hear interviews playing from tablets and content playing from the video monitor.

Tactile

- There are tablets you can use to interact with the exhibit. You can select which interviews you would like to watch.








Visual

- There are a lot of bright colors within the different art pieces.
- See each individual letter of the phrase "Black Lives Matter" as it was painted in the street mural in Indianapolis.
- Watch video interviews of the local Black Lives Matter mural artists talking about their work and community members talking about the mural's impact.
- You can watch a video that provides information about the Black Lives Matter movement and the creation of the mural in Indianapolis.

Temporary Exhibit Galleries

The exhibits in these galleries change often. Reference the provided insert or see a staff member for more information.



-  Low Light Area
-  Bright Area
-  Quiet Area
-  Loud Area
-  Tactile Opportunity
-  Movement Opportunity
-  Strong Smells

Barbie

YOU CAN BE ANYTHING THE EXPERIENCE

PRESENTED BY



SUPPORTED BY



Auditory

- This is a loud space. You will hear a lot of different sounds at the same time, like music, instructions being read, and videos playing. The sounds will change as you move through the space.
- You will hear bees buzzing near the Beekeeper area. Don't worry, there are no real bees!
- You will hear people delivering speeches at the podium in the Leader area. Try giving your own speech!
- There are airplane engine sounds near the pretend airplane.
- You will hear soft chimes ring inside the mountainside cavern.

Movement

- Help repair a garden fence by arranging fence slats and tightening bolts.
- Test your balance on a surfboard!
- Visit the cockpit of a pretend plane.
- Visit a pretend Wildlife Photographer's vehicle and use the steering controls.

Tactile

- There are touchscreen monitors to use to interact with the exhibit.
- Write instructions for a robot by placing instruction pieces in the correct sequence.
- Select disks that represent different ingredients and add them to a pot to create a recipe.

Visual

- This is a bright space. There are many bright colors.
- There are no windows for natural light.
- There are videos that play throughout the exhibit.
- You will see many different Barbie dolls throughout the exhibit.
- You can help sort fence pieces by color so they are ready for repairing a garden fence.
- See how many butterflies and glowing gems you can spot inside the mountainside cavern.
- Have your picture taken inside a large doll box with your name displayed on the front!

Level 3

There are two family restrooms located in *Playscape*®. These restrooms include child-size, manual-flush toilets. The changing stations in these restrooms are affixed to the counters and are accessible for older children. There are hand dryers in *Playscape*.

Quiet areas: Look for this symbol.

- Hallway between *Playscape* and the Take Me There® overlook



Playscape®

Children over the age of 5 who have special needs are welcome. This is a good space to practice waiting in line and taking turns.

Auditory

- This is a loud space.
- You will hear the sound of water.
- The art studio is a quieter space within the exhibit.

Movement

- There is a climbing structure.

Olfactory

- You may smell something like chlorine— it is the product we use to keep the water in the pond clean.

Tactile

- Playing in the sand can be a soothing sensory experience.
- Playing in the water can be a soothing sensory experience.
- There are blocks to use for building.
- There are opportunities to create art.
- You can launch balls through the Reaction Contraption.

Visual

- There are windows to look through and there is natural light in this space.
- There are many bright colors.
- You can watch things fly through the Whirly Twirly Tower.

Race Car

There is a real IndyCar show car to sit in.

The Power of Children®

Auditory

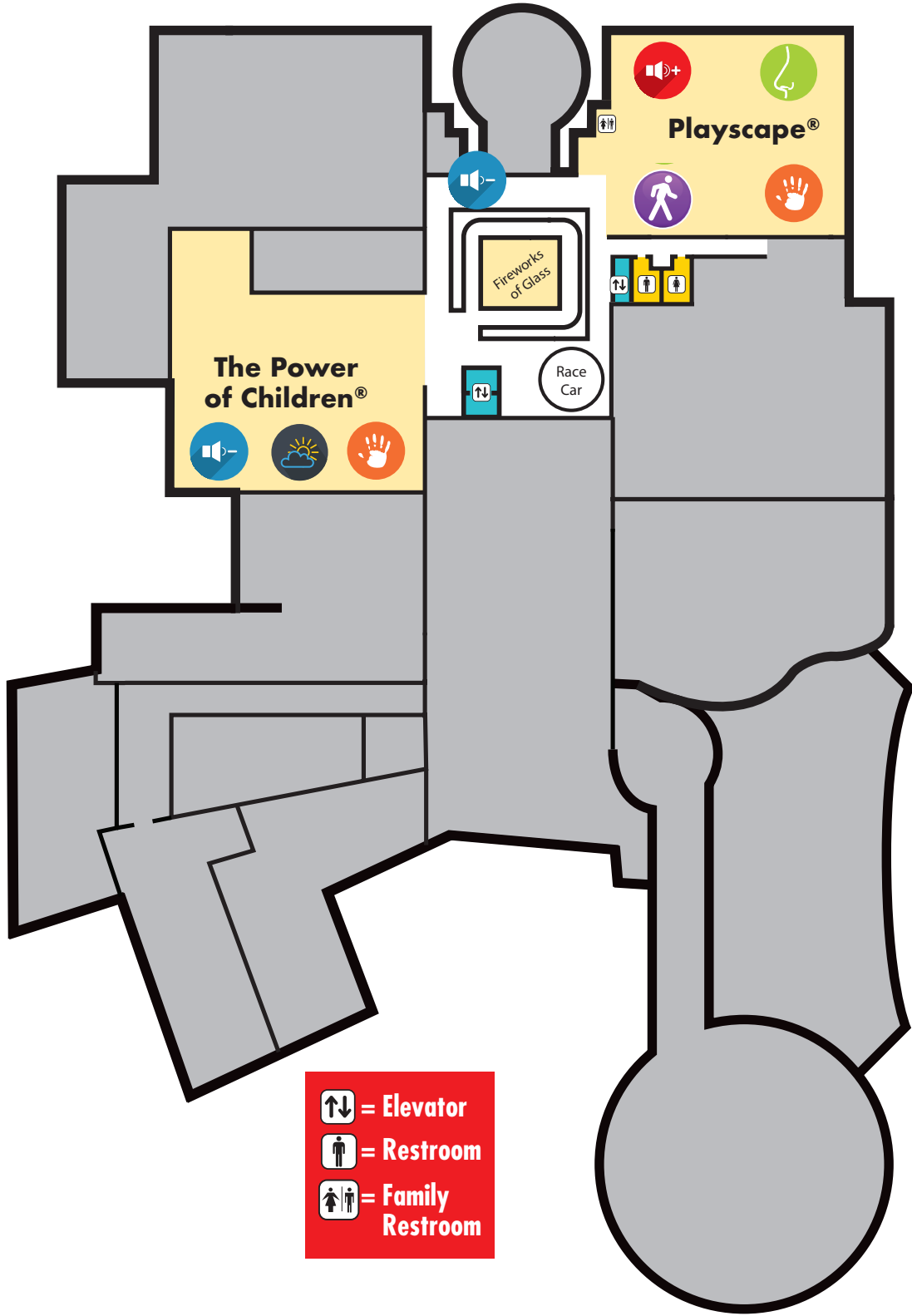
- This is a quiet space, however you will hear different voice recordings throughout the exhibit, including inside the Tree of Promise.
- You will hear the sound of a gavel banging and the voice of a judge reading a public order at the entrance to Ruby Bridges' area of the exhibit. You will be able to hear those throughout the exhibit.
- You will hear the voices of students whispering near Ryan White's school locker.
- The sound and light shows can be loud. There are signs in the exhibit that tell you what times the shows play.
- Hear information about where Malala Yousafzai grew up as you explore the touchable topographic map of the Swat Valley in Pakistan. You can trigger touchable sensors that will provide audio information.
- Press a button to hear children read verses from the Quran that are important to the Yousafzai family.
- Press buttons at some of the interactives in Anne Frank's area of the exhibit to hear about other families who experienced the Holocaust.
- Use the touchscreens in Anne, Ruby, Ryan, and Malala's areas of the exhibit to hear more about their stories.

Tactile

- You can press buttons, turn spinners, lift flaps, and turn pages throughout the exhibit.
- There are touchscreen monitors to use to interact with the exhibit.
- Slide magnifiers across labels to learn more about Anne Frank, Ruby Bridges, and Ryan White.
- Write responses to Anne's diary entries.
- Sit in a school desk in Ruby's classroom.
- Use word magnets to talk about how you would be a force for change.
- In Malala Yousafzai's area of the exhibit, feel the outline of a hand and the shape of the science-themed designs Malala and her friends drew on their hands to make their own special version of henna.
- Touch a topographic map of the Swat Valley and learn more about the region of Pakistan where Malala grew up. You can trigger touchable sensors that will provide audio information.

Visual

- The lights are low in this space. The individual areas of the exhibit will be dark when the sound and light shows play. There is no natural light in the exhibit.
- The sound and light shows have special lighting effects, including flashing lights. The show in Malala Yousafzai's area of the exhibit has especially vivid lighting effects.
- There are videos that play throughout the exhibit.
- Look for the different paths made out of different materials that lead to each child's area of the exhibit.
- See re-creations of meaningful places from each child's story: Anne Frank's annex, Ruby Bridges' classroom, Ryan White's bedroom, and Malala Yousafzai's family home.
- You will see common items from each child's time period— things like toys, magazines, and clothes.
- There are photos that show real events, people, and places from each child's time period.
- You will see life-size photo cutouts of real people throughout the exhibit.
- There are strands of colorful paper cranes hanging above Ryan's house.
- See the science-themed designs Malala and her friends drew on their hands to make their own special version of henna. You can see what it looks like on your hand!



↑↓ = Elevator
♿ = Restroom
♿♿ = Family Restroom

☁☀ = Low Light Area ☀ = Bright Area 🔊- = Quiet Area 🔊+ = Loud Area

🖐 = Tactile Opportunity 🚶 = Movement Opportunity 👃 = Strong Smells

Level 4

Carousel Wishes and Dreams is a good space to practice waiting in line and taking turns.

Carousel Wishes and Dreams

There is a real carousel you can ride. Carousel rides are \$1 per person; members ride free. Children under 44 inches tall must be accompanied by a paid adult rider. The Carousel is wheelchair-accessible.

You can also ride Sandy the mechanical horse; rides are 5 cents each.

Noise-reducing headphones are available. Please ask the Carousel staff if you would like to borrow a pair while you are in the gallery.

Auditory

- This is a loud space.
- There is music playing.

Movement

- There is a walk-through maze. It can be disorienting. There are small “escapes” to crawl through.
- Climb to the treehouse.

Tactile

- There is an ice cream shop where you can serve pretend food.
- There are vintage video games to play.

Visual

- There are bright lights but no natural light.
- There are many bright colors.

Mastodon

Take a look at a full-size mastodon skeleton from Indiana!

Tactile

- Touch a real mastodon skull.
- Feel what a mastodon tusk is like.

Mini Masterpieces

Auditory

- This is a loud space because it is near the Carousel, which plays music.
- You will hear music playing at the Miniature Room Comes to Life interactive.

Tactile

- There is a touchscreen monitor to use to interact with the exhibit. At this touchscreen, you can create your own miniature room.
- You can slide a magnifying glass up and down and side to side.

Visual

- This is a bright space. There are many colors in this space.
- There is natural light in this space since it is near the skylight above *Fireworks of Glass*.
- See what details you can find as you look into different rooms created at miniature scale! You can even search for specific items by following clues on the “Eye Spy” labels.
- Use a large magnifying glass that slides to look at the details on miniature objects.
- You may see miniature pretend people come to life in the ballroom scene!

There are hand dryers in *Corteva Agriscience ScienceWorks*.

Corteva Agriscience ScienceWorks

Auditory

- This space will be loud on busy days.
- You will hear different nature sounds throughout the space like birds, insects, and water.

Movement

- Try the climbing wall!

Olfactory

- A fog machine is used in the space to simulate weather conditions.
- You may smell something like chlorine—it is the product we use to keep the water in the water table clean.

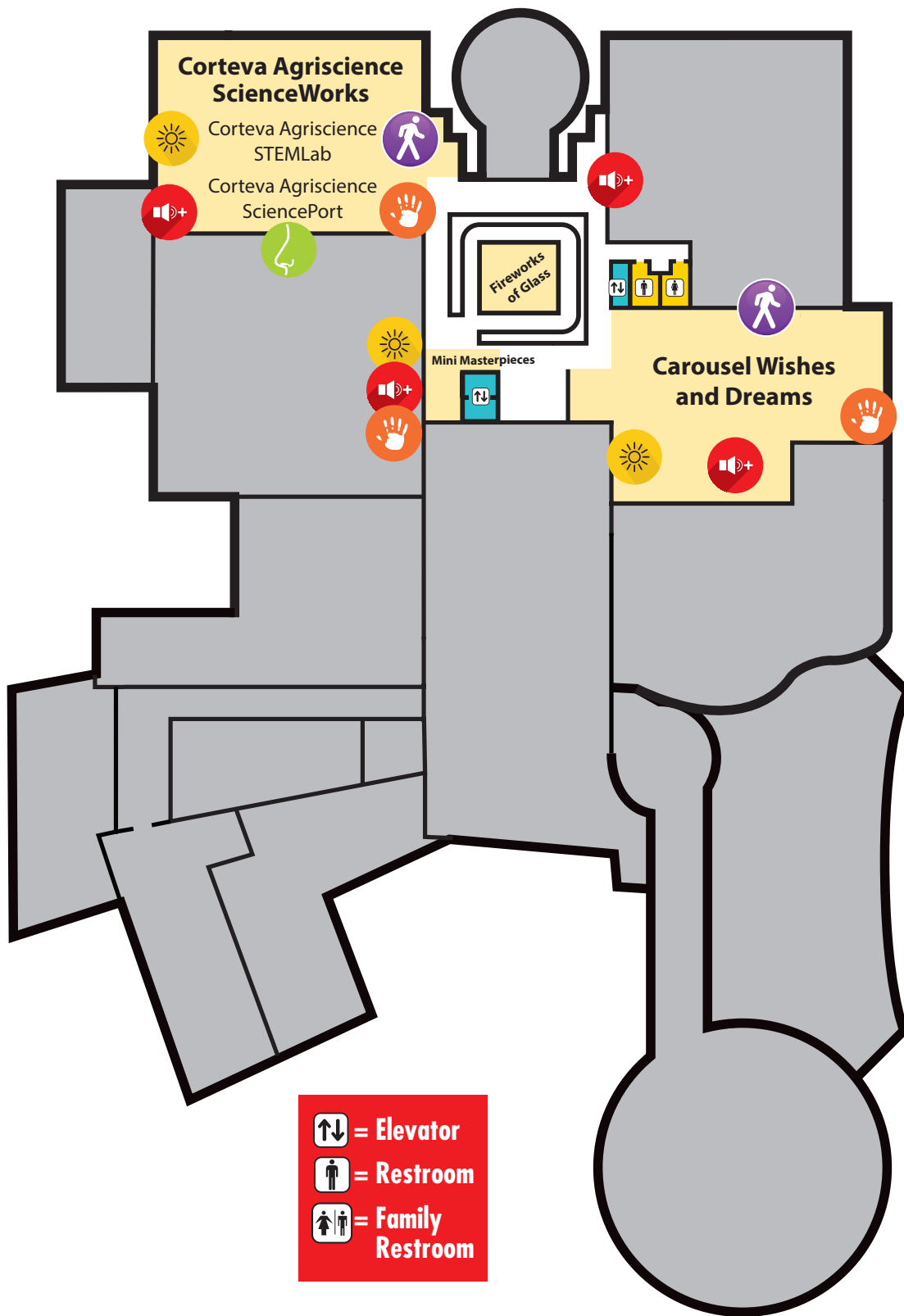
Tactile

- You can try building different kinds of boats at the water table.*
- Playing in the water can be a soothing sensory experience.
- You can plant and harvest a pretend garden at the farmhouse.
- There are toy tractors to play with.
- Feel what a cave wall feels like.

Visual

- This is a bright space.
- There are pretend thunderstorms at the water table, which include flashing/strobe lights that are meant to look like lightning. A fog machine is also used.
- Areas such as the farmhouse or the cave are smaller spaces within the exhibit and may be comforting for some children.
- There are videos that play throughout the space.
- Visit the combine and see what it is like to harvest a field!
- There is a large, light-up map on the wall behind the water table.
- There are real animals to see and learn about in the pond.

**On busy days the water table is a good place to practice waiting in line. It is also a good place to practice taking turns.*



Low Light Area Bright Area Quiet Area Loud Area

Tactile Opportunity Movement Opportunity Strong Smells



3000 North Meridian Street, Indianapolis, IN 46208
Phone: 317-334-4000 • Fax: 317-920-2001
Email: customerservice@childrensmuseum.org
childrensmuseum.org


CHILDREN'S
MUSEUM
INDIANAPOLIS®