

My Visit to The Children's Museum of Indianapolis



Special Note

Your health and safety are our top priority. In collaboration with an advisory council of scientists, physicians, and public health officials, we have implemented new policies and procedures to support your family's ability to plan a safe visit. The museum's safety protocols continue to evolve in light of the ongoing pandemic. Please check our website (www.childrensmuseum.org/procedures) before you visit for the most up to date COVID policies.

Our Customer Service Center is happy to answer any questions you may have; please call (317) 334-4000 or e-mail customerservice@childrensmuseum.org.


I am going to **The Children's Museum of Indianapolis** today. I will know I am there when I see the dinosaurs!



When we get to the museum, I may put my mask on before we go inside. I will remember to stay close to my own family or group.



I will walk above the street on the Skywalk to go inside the museum.



When I go inside, I will see a giant toy robot named Bumblebee. Sometimes it may rotate or talk.



Museum staff wear name tags like this one. Many of them wear shirts that have the museum logo on them, but some wear costumes in the exhibits. They can tell me about the exhibits or help me if I get lost.



We will scan our tickets or membership card at the entry gates. We may need to stand in line. Sometimes we might have to wait in line to go into a gallery too. Markings on the floor will show us where to stand!



In **BASEBALL BOUNDARY BREAKERS** and in **WORLD OF SPORT**
I can learn about different sports and practice my skills. I will
hear lots of different sounds in these galleries.




In the **NATIONAL ART MUSEUM OF SPORT** I can look at artwork. This is a quieter space, but I may hear sound from the next gallery, and music playing.



Outdoors in the **RILEY SPORTS LEGENDS EXPERIENCE**, I can play different kinds of sports. There is also the Treehouse of Sport that I can explore.



We can use the ramp to go between floors. There is a colorful glass sculpture in the middle. We will follow the arrows when we go up or down the ramp. We may also take the elevator, and we should take turns with other families.



We can use wipes to clean interactives and touchscreens before and after we use them.



There are new things to explore in **DINOSPHERE**, including two new Sauropods! There are also sound and light shows that play throughout the day on the ramp. Many of the same creatures are still in the Dinosphere dome.




In **ALL ABOARD** I can see a real train! There is a loud bell that rings during the sound and light show, which starts every 30 minutes beginning at 10:00 AM.



In **TREASURES OF THE EARTH** I can visit an Egyptian tomb, a shipwreck, and an army of Terra Cotta Warriors. The tomb is a darker space, and I will hear music playing. I may see flashing lights during the sound and light show.



In **FIREWORKS OF GLASS** I can see colorful glass sculptures and and look for special pieces in the ceiling. This can be a quiet space on less busy days.



In **BEYOND SPACESHIP EARTH** I can play games and look at objects to learn about being an astronaut on the International Space Station. This is a smaller space with lots of colors and patterns, and we may have to wait our turn to go in.



I can see a show in the **SPACE OBJECT THEATER**. A staff member might show me where to sit. When the show starts it will be dark so that everyone can see the video on the dome. The show is loud and the seats might rumble.



There are more dinosaur elements to explore in **LEVEL 2 DINOSPHERE** and the **DINOSPHERE ART LAB**. I can learn how sauropods grew so big! Also, I can design my own dinosaur and watch it come to life.



We can also visit **AMERICAN POP** where I will see comic books, movie costumes, and vintage toys. I can create my own superhero! I will hear lots of sounds from movies and music.




In **BARBIE YOU CAN BE ANYTHING** I can try out lots of careers! I will also see many different Barbie dolls. This is a loud space and I will hear bees buzzing near the beekeeper activity, but there are no real bees.



In **TAKE ME THERE: GREECE** I can learn Greek words, care for pretend sea turtles, and try musical instruments. The lights in the gallery will change color and brightness so we can pretend it is daytime or nighttime.



In **STORIES FROM OUR COMMUNITY** I can see paintings and watch videos from the artists who made the Black Lives Matter mural. This can be a quiet space, but I will hear interviews playing from a monitor and tablets.



We might visit **THE POWER OF CHILDREN**. I will hear stories about children who were brave. There are voice recordings playing throughout. Times for sound and light shows are listed outside of each program space. These shows can be loud and they include lighting effects.



There is a real **CAROUSEL** that I can ride. I will wait in line until it is my turn. This space will be loud when the carousel music plays.



In **SCIENCEWORKS**, I can see animals in a pond, explore a cave, and learn about different kinds of scientists. This exhibit may smell like a swimming pool from the product used to keep the water table water clean.



I can see the **MINI MASTERPIECES**. I can look into the miniature rooms, learn how miniatures are made, and create my own design on a touchscreen.



Mini Masterpieces has moved to Level 4

If we get hungry, we might eat in the **FOOD COURT**.
I might have to wait in line to get my food.



My family and I might visit the **MUSEUM STORE**. There are books and toys for visitors to buy.



At the end of my visit, I can wave goodbye to the dinosaurs. I
had a great day at
The Children's Museum of Indianapolis!



*From all of us at **The Children's Museum of Indianapolis**, we
can't wait to see you again!*

