

CHILDREN'S
MUSEUM
INDIANAPOLIS®



Visual Checklist

My Visit to The Children's Museum of Indianapolis

Visual Checklist

Instructions:

- Before your visit, print out the checklist and picture pages to help you plan your time at the museum.
- You can read about each gallery on our website and on our sensory map to decide where you want to go.
- Cut out the cards for each area you want to visit and attach them to your checklist. You may want to leave some spaces blank so you can add to your list during your visit.
- Bring your checklist with you to the museum. You may also want to bring the set of cards to say when you need to take a break, use the restroom, etc.
- If appropriate, please go over the "Museum Rules" below with your child prior to your visit.

Museum Rules:

- I will stay with my family, group, or caregiver when we are in the museum.
- I will use my indoor speaking voice.
- I will use my walking feet inside the museum.

My Visit to The Children's Museum of Indianapolis

General Museum Tips

- Parking is FREE in our garage or surface lots on Illinois Street.
- Youth under 16 must be accompanied by an adult at all times. The museum is weapon and smoke-free.
- Wi-Fi is available during museum hours.
- Wear play-ready shoes! Closed toe shoes are recommended for the *Riley Sports Legends Experience*® and are required for the Oval Track racing experience.
- Carousel rides are \$2; free for members! Accommodations can be made for visitors with disabilities who wish to ride our Carousel. It is accessible for visitors who use wheelchairs. Ask a staff member for assistance.
 - Please note: riding of Carousel animals is limited to children 17 and under only. Adults are still welcome to sit on the benches or stand beside their child at no cost but will no longer be permitted to ride on the animals.
- Lockers and stroller rentals are available in the Welcome Center.
- Most activities within the museum are included with museum admission. Each exhibit or program space displays a sign with activity times and other information.


My Visit to The Children's Museum of Indianapolis

General Museum Tips

- There are family restrooms throughout the museum, as well as a private nursing area in Playscape on Level 3. There is an adult-size, height-adjustable changing table in one of the Lower Level Dinosphere family restrooms.
- Fidget items and noise-reducing headphones are available at the Concierge Desk. Our concierge or a member of our security staff can also help you find a quiet space if needed. A Take a Break Space is located on Level 3.
- Sensory maps are available on the accessibility page of our website and at the Box Office, Entry Gates, and Concierge Desk on Level 1.
- Each exhibit has a sensory information sign posted at their entry spaces. Visitors may use these to predict what types of environments or opportunities the exhibit presents, and how best to prepare. Each sign has a QR code to scan for more information about the exhibit/sensory map. This information can also be located on the museum's website and exhibit page.
- For more information, please visit our accessibility page at www.childrensmuseum.org/visit/accessibility, contact our Customer Service Center by phone at (317) 334-4000 or via e-mail at customerservice@childrensmuseum.org.



Dinosphere®



**Temporarily
Closed**



All Aboard!
Closure beginning Nov. 17, 2025




**National Geographic
Treasures of the Earth**



Fireworks of Glass



Beyond Spaceship Earth



**Schaefer Planetarium and
Space Object Theater**



Lilly Theater
(Check website for performance
dates and times)



American POP



Take Me There®: Peru



PAW Patrol: Adventure Play
(Jan. 31– May 25, 2026)



Tiana's Joyful Celebration
(March 7, 2026 – Jan. 3, 2027)



Celebration Square
(March 21 – Oct. 2026)



Playscape®



The Power of Children®



Mini Masterpieces



ScienceWorks



Carousel Wishes and Dreams



Food Court



The Museum Store



The World of Sport



National Art Museum of Sport



**Riley Children's Health
Sports Legends Experience®
(March 14 – early Nov. 2026)**

I need a quiet space

I need a break

**I need a drink
of water**

**I need to clean my
hands**


**I would like to sit
down**

I would like to eat

**I'm ready to go
home**

I need a restroom

I need help

This is what I will see at The Children's Museum: (Attach pictures or write steps)	All Done 

This is what I will see at The Children's Museum: (Attach pictures or write steps)	All Done 