

CHILDREN'S
MUSEUM
INDIANAPOLIS®



Visual Checklist

My Visit to The Children's Museum of Indianapolis

Visual Checklist

Instructions:

- Before your visit, print out the checklist and picture pages to help you plan your time at the museum.
- You can read about each gallery on our website and on our sensory map to decide where you want to go.
- Cut out the cards for each area you want to visit and attach them to your checklist. You may want to leave some spaces blank so you can add to your list during your visit.
- Bring your checklist with you to the museum. You may also want to bring the set of cards to say when you need to take a break, use the restroom, etc.
- If appropriate, please go over the "Museum Rules" below with your child prior to your visit.

Museum Rules:

- I will stay with my family, group, or caregiver when we are in the museum.
- I will use my indoor speaking voice.
- I will use my walking feet inside the museum.

My Visit to The Children's Museum of Indianapolis

General Museum Tips

- Parking is FREE in our garage or surface lots on Illinois Street.
- Youth under 18 must be accompanied by an adult at all times. The museum is weapon and smoke-free.
- Carousel rides are \$2; free for members! Accommodations can be made for visitors with disabilities who wish to ride our Carousel. It is accessible for visitors who use wheelchairs. Ask a staff member for assistance.
 - Please note: riding of Carousel animals is limited to children 17 and under only. Adults are still welcome to sit on the benches or stand beside their child at no cost, but will no longer be permitted to ride on the animals.
- Wi-Fi is available during museum hours.
- There are family restrooms throughout the museum, as well as a private nursing area in Playscape on Level 3. There is an adult-size changing table in one of the Lower Level Dinosphere family restrooms.
- Lockers and stroller rentals are available in the Welcome Center.
- Wear play-ready shoes! Closed toe shoes are recommended for the *Riley Sports Legends Experience*® and are required for both racing experiences.
- Fidget items and noise-reducing headphones are available at the Concierge Desk. Our concierge or a member of our security staff can also help you find a quiet space if needed. A Take a Break Space is located on Level 3.
- For more information, please visit our accessibility page at www.childrensmuseum.org/visit/accessibility, contact our Customer Service Center by phone at (317) 334-4000 or via e-mail at customerservice@childrensmuseum.org.



Dinosphere®



All Aboard!




**National Geographic
Treasures of the Earth**



Fireworks of Glass




Beyond Spaceship Earth



**Schaefer Planetarium and
Space Object Theater**



Lilly Theater
(Check website for performance
dates and times)



**Stories From Our Community:
The Art of Protest**



American POP



The Power of Children®



Playscape®



Carousel Wishes and Dreams



**Corteva Agriscience
ScienceWorks**



Mini Masterpieces



The Museum Store



Food Court



Memories, Wonders, and Dreams: Stories from 100 years



The World of Sport



National Art Museum of Sport



Outdoor Riley Children's Health Sports Legends Experience®

I need a restroom

I need help

I need a quiet space

I need a break

**I need a drink
of water**


**I need to clean my
hands**


**I would like to sit
down**

I would like to eat

**I'm ready to go
home**

I need a restroom

| This is what I will see at The Children's Museum: (Attach pictures or write steps) | All Done  |
|---|--|
| | |
| | |
| | |
| | |

| This is what I will see at The Children's Museum: (Attach pictures or write steps) | All Done  |
|---|--|
| | |
| | |
| | |
| | |