My Visit to The Children's Museum of Indianapolis



Rev. 11.13.2026

I am going to **The Children's Museum of Indianapolis.** I will know we are there when I see the dinosaurs!



When we get to the museum, I will stay close to my family or group. We may bring along things we might need during our visit, like jackets, snacks, and strollers.





I will use the Skywalk above the street to go inside the museum.



When I go inside the Welcome Center, I will see a giant toy robot named Bumblebee. Sometimes, it may rotate or talk. There are also restrooms we might use before we enter with our tickets.



Museum staff wear name tags like this one. Many of them wear shirts that have the museum logo on them, but some wear costumes in the exhibits. A staff member can tell me about the exhibits or help me if I get lost.





There are many fun exhibits! My family or group and I can make a list of what we want to see and do on this visit. We may not have time to explore the whole museum. Also, we may have to wait in line for a few things around the museum.



Many exhibits have free activities we may join. We can check the screens and signs near the exhibits and program rooms or look on the website for details, like times and sensory information.



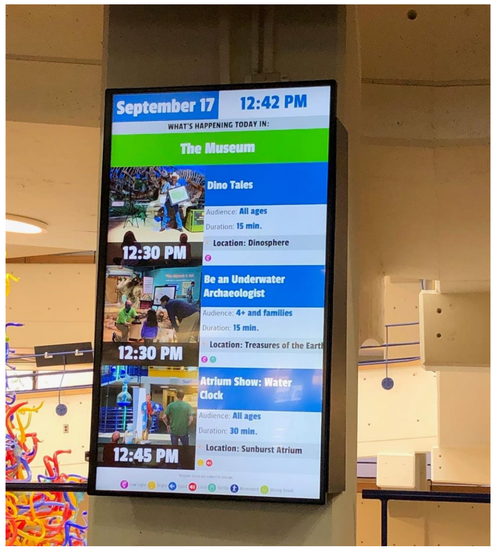



Each exhibit and activity has signage with sensory icons at the entrance to help us know what is inside or what may occur in the exhibit or during the activity. We can use these to choose what to do. Someone in my group can scan the QR code to get more information, like the sensory map of the museum's exhibits.

Sensory maps

Our sensory maps provide information about the layout of the museum and indicate areas that are sensory-heavy, as well as those that may be less stimulating. Symbols indicate if a particular area:

- Low Light
- Bright Light
- Quiet Areas
- Loud Noises
- Tactile Opportunity
- Movement Opportunity
- Strong Smell
- Flashing/Lightning



The ***Riley Children's Health Sports Legends Experience®*** outdoor sports is closed during the Winter. This area will reopen in the Spring. We can look for other ways to play inside the museum!



We can cross the Welcome Center to enter the main entry gates. We will scan out tickets or memberships cards here. This side of the museum has five floors of fun!



We can use the ramp to go between floors. There is a colorful glass sculpture in the middle. We may also take the elevators.





We can enter ***Dinosphere***® on Level 1. This exhibit has many areas, like the ramp, the dome, the Monsters of the Mesozoic Seas™ hallway, and the Dinosphere Art Lab. There are sound and light shows that play on the large wall along the ramp behind two huge sauropods!





On the Lower Level, many fossil favorites are still in the dome, like the *Tyrannosaurus rexes* and Super Croc. The dome has a day-night cycle that includes a thunderstorm.





Please note: This exhibit has a sensory-friendly mode daily from 4–5 p.m. Some volumes are lowered and the dome stays in a day mode without the thunderstorm.

Across from the dome, there is a Paleo Prep Lab window. Here, I can watch scientists work on fossils. If we want, we can also talk to the scientists, and we may be able to touch real fossils! Past the elevator and stairs, there is a hallway with blue lighting displaying marine fossils. Inside ***Dinosphere®***, I can use the overlooks on Levels 1 and 2 to see the dome from above.





Please note: You may hear loud noises from nearby gallery shows, such as a train bell, sound effects, and narration.

All Aboard! is on the Lower Level between the main ramp and *Dinosphere®*. There are many sounds and things to look at in this space. You can see the Reuben Wells steam engine, a Pennsylvania Railroad tool car, and many model trains! We might walk through the Passenger Car area or the real tool car. I can pretend to travel to new places, act like a conductor, or help build and fix train tracks and cars. Shows take place around the Reuben Wells with lights, projections, and many sounds.





Please note: This exhibit has a sensory-friendly mode daily from 4–5 p.m. The exhibit will have many volumes lowered and the show will still play at a lower volume and without the train bell.

A sound and light show takes place every half hour around the steam engine in ***All Aboard!*** This show tells the story of the Reuben Wells steam engine through animated projections on the walls around it with a narrator and many sound effects. Different colored lights will move and flash along the engine and tracks. The train bell will ring a few times. A live actor-led show may also take place here a couple times a day with projections, lights, sound effects, and the bell, too.



Please note: This exhibit has a sensory-friendly mode daily from 4–5 p.m. The exhibit will have many volumes lowered and the show will still play at a lower volume and without the train bell.

In ***National Geographic Treasures Of The Earth***, I can visit an Egyptian tomb, a shipwreck, and an army of Terra Cotta Warriors. The tomb is a darker space, but I may see flashing lights during the sound and light show. These areas can often be loud.







Please note: You may hear loud noises from nearby gallery shows, such as a train bell, sound effects, and narration.

In ***Fireworks of Glass***, I can see colorful glass sculptures and look for special pieces in the ceiling. This can be a quiet space on less busy days.





In ***Beyond Spaceship Earth***, I can play games and learn about being an astronaut on the International Space Station. This is a smaller space with lots of colors and patterns.





We may choose to see a show in the **Schaefer Planetarium and Space Object Theater**. A staff member might show me where to sit. This space will be dark during the show, so everyone can see the video on the dome. The show is loud, and the seats might rumble.





We may plan to watch a live theater performance in the ***Lilly Theater***. Check the website, lobby monitors, or show posters or ask a staff member for information on the next show.





On Level 1, the Sunburst Atrium is decorated with banners and lights. Here, we may look at the Water Clock or take a photo with the WinterFaire characters! If we want to ride the WinterSlide, we will join the line on Level 2 and slide down to Level 1. A "snowball fight" takes place in the Sunburst Atrium several times during the day.







The WinterSlide is open from Nov. 21, 2026—Jan. 10, 2027.

Please Note: Guests must be 37 inches tall to ride the WinterSlide alone. The line closes at 4:45 p.m. daily. There are chase lights and sounds effects that follow you down the slide. Ask the slide attendant if you would like these turned off for your ride.

On Level 2, we can explore the many sounds, colors, decorations, and things to do inside ***WinterFaire***! We can play carnival games, climb around the Ice Phoenix cave, work in Gerty's workshop, or learn about the magical fountain! This exhibit has a day-night cycle that plays runs throughout the day.







This exhibit is open from Nov. 21, 2026–Feb. 15, 2027.

A special program happens around the fountain in ***WinterFaire*** at certain times throughout the day. The gallery becomes darker and the exhibit may seem louder during those times. If it helps, I can wear headphones or ask a staff member if I need to borrow a pair. I can also look at the monitors outside the exhibit or ask a staff member about show times.





This exhibit is open from Nov. 21, 2026–Feb. 15, 2027.

On certain days and times, we may **Visit with Santa**. We might have to wait in line, but there are things to do while we wait. We can look at the decorations, choose where we want to sit around Santa, and decide if we want to get a photo with him when we meet him.

Santa’s mailbox will be available any time the museum is open. We can drop off letters to him outside the gallery entrance.





Santa arrives Nov. 21 and leaves Dec. 24, 2026.
Look for days and times to visit Santa on the museum website.

On Level 2, we can adventure through ***Take Me There®: Peru***. There are three regions: the city and coast, the mountains, and the rainforest. I can explore Peruvian cultures and languages. I can play in the market, try new instruments or dances, and learn about art forms, like weaving or silver embossing.







Near *Take Me There®: Peru* on Level 2, ***Stories From Our Community*** shows new artwork from local Black artists. There is also a case honoring Crispus Attucks and the USA's 250th anniversary. I can learn about a local school named for Crispus Attucks and touch commemorative coins.





Also on Level 2, we can visit ***Tiana's Joyful Celebration***. Tiana is making the final preparations for the Mardi Gras parade and needs help! We can decorate parade floats, design costumes, or paint a mural. I may also learn some dance steps or rehearse with the band.





This exhibit is open from March 7, 2026–Jan. 3, 2027.

Several times during the day, a finale moment will occur in the gallery. Gather around the royal-themed float to join the celebration. A song will play while the lights change in the gallery, on the floats, and on the string lights above.



This exhibit is open from March 7, 2026–Jan. 3, 2027.

There are more dinosaur elements to explore in Level 2 ***Dinosphere®*** and the **Dinosphere Art Lab**. I can learn how sauropods grew so big! I may see different art styles as scientists and artists explore how dinosaurs may have looked when they were alive. I can also color my own dinosaur and watch it come to life!





Through the purple arch into ***American POP***, I can look at toys, books, comics, and costumes! I can create my own superhero or play matching games with music clips. There are many bright colors and different sounds in this space.







On Level 3 inside ***Playscape***®, I can play in many ways! There are building blocks, a music room, art supplies, a climber, sand tables, and a large water table! This space may smell like a swimming pool from the product used to keep the water table water clean. It can also get loud in here.





Please Note: Playscape® is designed for children 0–5 years old. If you have a child over the age of 5, please speak with staff about whether *Playscape*® is developmentally appropriate for your child. Nursing rooms and family restrooms with changing counters are available inside the gallery.

On Level 3, we might use the **Take a Break Space** near the *Take Me There*® overlook. This is a smaller room we can use to take a break or have a quiet moment. When we are ready, we can continue exploring the museum.







We might visit ***The Power of Children®***. Inside, I will hear stories about brave children who faced big challenges. I can learn about their stories and how they made changes in history! There are voice recordings and a few motion-activated sounds. Each building has timed sound-and-light shows and more formal activities.







The Power of Children® is best suited for school-aged children. The shows in this exhibit can be loud and have more stimulating audio and visual effects.

On Level 4, I can look at miniature houses in **Mini Masterpieces**. I can learn how miniatures are made and create my own design on a touchscreen.





In ***ScienceWorks***, I can learn about nature and science. I may watch real animals around The Pond, play at the water table, or explore rocks and landscapes. I may also learn how things work in houses or on farms. This space may smell like a swimming pool from the product used to keep the water in the water table clean.







Inside ***Carousel Wishes and Dreams,*** I can use my imagination to play! I can go inside the different houses or move through the mirror maze. I may also play older video and table games. This space may be louder from the Carousel music.





Here, I may ride a real Carousel! I will wait in line until it is my turn and choose where to sit. My adult can stand near me or sit on the benches. The Carousel has lights and will play a song for the ride.



Carousel rides are free for member children and children under age 2; nonmember cost is $2 per ride per child. Riding of Carousel animals is limited to children 17 and under only. Adults are still welcome to sit on the benches or stand beside their child at no cost but are not permitted to ride on the animals.

If we get hungry or thirsty, we might visit the **Food Court** on Level 1. I may have to wait in line to get my food. We can also bring our own food and use the dining space to eat.





We might visit **The Museum Store** across from the Food Court on Level 1. There are many books, toys, or clothing items for visitors to buy. Often, music will play in the store. There is an animatronic dinosaur who may move or make sounds in its enclosure.





At the end of our visit, I can wave goodbye to the dinosaurs. I had a great day at **The Children's Museum of Indianapolis!**



Thank you for visiting us at **The Children's Museum of Indianapolis**.

We can't wait to see you again!

CHILDREN'S MUSEUM
INDIANAPOLIS®

