

# My Visit to The Children's Museum of Indianapolis



I am going to **The Children's Museum of Indianapolis.**  
I will know I am there when I see the dinosaurs!



When we get to the museum, I may put a mask on before we go inside. I will remember to stay close to my own family or group.



I will walk above the street on the Skywalk to go inside the museum.



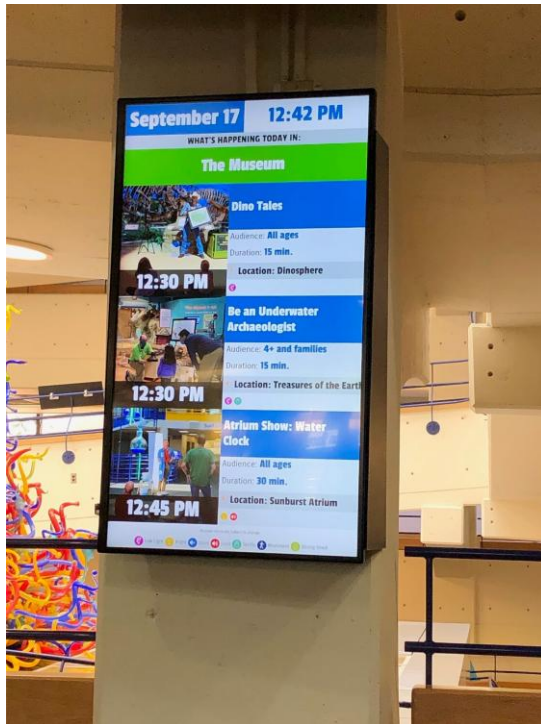
When I go inside the Welcome Center, I will see a giant toy robot named Bumblebee. Sometimes it may rotate or talk. There are also restrooms we might use before we enter the exhibits.



Museum staff wear name tags like this one. Many of them wear shirts that have the museum logo on them, but some wear costumes in the exhibits. They can tell me about the exhibits or help me if I get lost.



We might have to wait in line before entering a gallery, attending activities, or enjoying other opportunities around the museum. Many exhibits have free activities we may choose to join. We can check the screens outside the exhibits, signs near program rooms, and the website for activity details, like times and sensory information.



Each exhibit and activity has signage with sensory icons at the entrance to help us know what is inside or what may occur in the exhibit or during the activity. We can use these to choose what to do. An adult in my group can scan the QR code on these signs to get more information, like a sensory map of the museum's exhibits.

## Sensory maps


Our sensory maps provide information about the layout of the museum and indicate areas that are sensory-heavy, as well as those that may be less stimulating. Symbols indicate if a particular area:



There are a lot of fun exhibits! My family or group and I can make a list of what we want to see and do most on this visit. We may not have time to visit them all.



If I want to see the exhibits in the indoor sports area, we will enter through the ***Riley Sports Legends Experience***<sup>®</sup> entry gates. We will scan our museum tickets or membership card here.



In *The World of Sport*, I can learn about different sports and practice my athletic skills. I will hear lots of different sounds in this space, from race cars to basketball games.



In the **National Art Museum of Sport**, I can look at artwork.  
This is a quieter space, but I may hear music playing and  
sounds from the next gallery.



Outdoors in the ***Riley Children's Health Sports Legends Experience***<sup>®</sup>, we can play 10 different kinds of sports. There is also the Tree of Sport that I can explore.




Outdoors sports is open for the season March 14 – early Nov. 2026.

To get to the rest of the museum, we will scan our tickets or membership card at the main entry gates.



We can use the ramp to go between floors. There is a colorful glass sculpture in the middle. We may also take the elevator.



There are many things to explore in ***Dinosphere***<sup>®</sup>, including two huge sauropods! There are also sound and light shows that play throughout the day on the ramp. Many of the past fossil favorites are still in the dome, like the *Tyrannosaurus rex* and Super Croc. The dome has many large fossils, a day-night light cycle with an occasional simulated thunderstorm, and real scientists working on fossils.



Please note: You may hear loud noises from nearby gallery construction.

If it is helpful for me to see the whole dome area, there are two overlooks where I can go. One is located between the Lower Level and Level 2, which can be accessed by the elevator or stairwell inside *Dinosphere*®. The other overlook is in the Dinosphere Art Lab on Level 2. The exhibit has a sensory-friendly mode daily from 4-5 p.m. when sounds are turned down and the thunderstorm does not happen.



Please note: You may hear loud noises from nearby gallery construction.

***All Aboard!*** is temporarily closed for renovations beginning Nov. 17, 2025. There may be construction noises and vibrations near this gallery space. The train tables will be relocated on other floors, so we can still play with them.



Temporarily Closed




This experience will reopen in the fall of 2026.

In ***National Geographic Treasures Of The Earth***, I can visit an Egyptian tomb, a shipwreck, and an army of Terra Cotta Warriors. The tomb is a darker space, and I will hear music playing. I may see flashing lights during the sound and light show. This may also be a loud space during activities.



Please note: You may hear loud noises from nearby gallery construction.

In *Fireworks of Glass*, I can see colorful glass sculptures and look for special pieces in the ceiling. This can be a quiet space on less busy days.



Please note: You may hear loud noises from nearby gallery construction.


In *Beyond Spaceship Earth*, I can play games and look at objects to learn about being an astronaut on the International Space Station. This is a smaller space with lots of colors and patterns.



I can see a show in the **Schaefer Planetarium and Space Object Theater**. A staff member might show me where to sit. When the show starts, it will be dark so that everyone can see the video on the dome. The show is loud, and the seats might rumble.



We may choose to watch a play in the ***Lilly Theater***. Shows rotate frequently, so we may want to look online or ask a staff member for information about the next show.



There are more dinosaur elements to explore in **Level 2 Dinosphere®** and the **Dinosphere Art Lab**. I can learn how sauropods grew so big! Also, I can design my own dinosaur and watch it come to life.



In the Sunburst Atrium, we may look at the Water Clock. There are stairs here that connect Level 1 and Level 2. Restrooms are located behind and across from the stairs. The Concierge desk is located nearby on Level 1, along the ramp wall. Activities may take place in the atrium during the day.



Inside ***Tiana's Joyful Celebration*** on Level 2, we can help Tiana finish preparations for the Mardi Gras parade. We can decorate parade floats, rehearse with the band, work in the pretend garden, and learn some dance steps!



Exhibit runs from March 7, 2026–Jan. 3, 2027.

Several times during the day, a finale moment will occur in the gallery. Gather around the royal-themed float to join the celebration. A song will play while the string lights above and floats light up.



Exhibit runs from March 7, 2026– Jan. 3, 2027.

In the **Celebration Square** space next to *Tiana's Joyful Celebration*, we can enjoy more activities related to the exhibit. We may also purchase a New Orleans-themed snack, if we want.



This space will be open from March 21 – October 2026.

We may also visit ***American POP*** where I can look at comic books, movie costumes, and vintage toys. I can create my own superhero! I will hear lots of sounds from movies and music.



Inside ***PAW Patrol: Adventure Play***, we can help the pups! We can explore, climb, help rescue, and solve problems. I can also take a picture next to some of the character sculpts.



Exhibit runs from Jan. 31– May 25, 2026.

In ***Take Me There®: Peru***, we will explore different lifestyles and cultures in the three regions of Peru: the city and coast, the mountains, and the rainforest. I can learn Peruvian and Spanish words, try different instruments and clothing, and pretend play in the markets. I can learn about different arts, like weaving and silver embossing.



On Level 3 in **Playscape**<sup>®</sup>, I can play at the water table or the sand table. There are building blocks, art supplies, and a music room. This exhibit may smell like a swimming pool from the product used to keep the water table water clean. It can also get loud in here.



We might visit ***The Power of Children***<sup>®</sup>. I will hear stories about children who were brave and made a big change in history. There are voice recordings playing throughout. Times for sound and light shows are listed outside of each program space. These shows can be loud, and they include lighting effects.



On Level 3, there is a **Take a Break Space** near the *Take Me There*<sup>®</sup> overlook. We might use this space at any time during our visit to have a quiet moment. When we are ready, we can continue exploring the museum.



On Level 4, there is a real Carousel that I can ride inside ***Carousel Wishes and Dreams***. I will wait in line until it is my turn. The Carousel is wheelchair accessible. This space will be loud when the carousel music plays. I can also play in some playhouses, try vintage video games, and explore a mirror maze.



Member children and children under age 2 ride free. Nonmember cost is \$2 per ride per child. Riding of Carousel animals is limited to children 17 and under. Adults are still welcome to sit on the benches or stand beside their child at no cost.

In *ScienceWorks*, I can see real animals in a pond, explore the water table, and learn about different kinds of scientists. This exhibit may smell like a swimming pool from the product used to keep the water table water clean.



I can see miniature houses in **Mini Masterpieces**. I can look into the miniature rooms, learn how miniatures are made, and create my own design on a touchscreen.



If we get hungry, we might eat in the **Food Court** on Level 1. I might have to wait in line to get my food. We can also sit and eat in the food court if we bring our own food.



We might visit **The Museum Store**. There are lots of books and toys for visitors to buy. Often, music plays on the overhead speakers in the store.



At the end of my visit, I can wave goodbye to the dinosaurs. I  
had a great day at  
**The Children's Museum of Indianapolis!**



From all of us at **The Children's Museum of Indianapolis**, we can't wait to see you again!

