

My Visit to The Children's Museum of Indianapolis



I am going to **The Children's Museum of Indianapolis.**
I will know I am there when I see the dinosaurs!



When we get to the museum, I may put a mask on before we go inside. I will remember to stay close to my own family or group.



I will walk above the street on the Skywalk to go inside the museum.



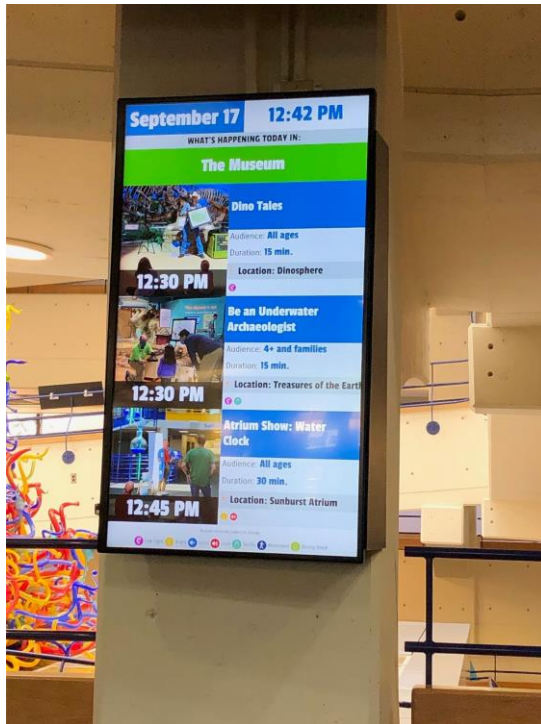
When I go inside the Welcome Center, I will see a giant toy robot named Bumblebee. Sometimes it may rotate or talk. There are also restrooms we might use before we enter the exhibits.



Museum staff wear name tags like this one. Many of them wear shirts that have the museum logo on them, but some wear costumes in the exhibits. They can tell me about the exhibits or help me if I get lost.




We might have to wait in line before entering a gallery, attending programs, or enjoying other opportunities around the museum. Many exhibits have free programs we may choose to join. We can check the screens outside the exhibit, signs near program rooms, and the website for program details, like times and sensory information.



There are a lot of fun exhibits! My family or group and I can make a list of what we want to see and do most on this visit. We may not have time to visit them all.



If I want to see the exhibits in the indoor sports area, we will enter through the ***Riley Sports Legends Experience***[®] entry gates. We will scan our museum tickets or membership card here.



In *Memories, Wonders, and Dreams: Stories from 100 Years*, I can look at some of the museum's collection items across many topics and eras. We can talk about childhood memories, events in history, and things that bring us joy. There are more parts to this exhibit throughout the museum, including on Level 2.



Exhibit runs throughout 2025.

In *The World of Sport*, I can learn about different sports and practice my athletic skills. I will hear lots of different sounds in this space, from race cars to basketball games.



In the **National Art Museum of Sport**, I can look at artwork.
This is a quieter space, but I may hear music playing and
sounds from the next gallery.



The ***Riley Children's Health Sports Legends Experience***[®] Outdoor Space is closed for the season. It will reopen in Spring 2025.




Outdoor sports will open for the season in March 2025.


To get to the rest of the museum, we will scan our tickets or membership card at the main entry gates.



We can use the ramp to go between floors. There is a colorful glass sculpture in the middle. We may also take the elevator.



There are many things to explore in ***Dinosphere***[®], including two huge sauropods! There are also sound and light shows that play throughout the day on the ramp. Many of the past fossil favorites are still in the dome, like the *Tyrannosaurus rex* and Super Croc. The dome has many large fossils, a day-night light cycle with an occasional simulated thunderstorm, and real scientists working on fossils.



If it is helpful for me to see the whole dome area, there are two overlooks where I can go. One is located between the Lower Level and Level 2, which can be accessed by the elevator or stairwell inside *Dinosphere*®. The other overlook is in the Dinosphere Art Lab on Level 2. The exhibit has a sensory-friendly mode daily from 4-5 p.m. when sounds are turned down and the thunderstorm does not happen.



In ***All Aboard!***, I can see a real train! There is a loud bell that rings during the sound and light show, which starts every 30 minutes beginning at 10:00 AM.



In ***National Geographic Treasures Of The Earth***, I can visit an Egyptian tomb, a shipwreck, and an army of Terra Cotta Warriors. The tomb is a darker space, and I will hear music playing. I may see flashing lights during the sound and light show. This may also be a loud space during programs.



In *Fireworks of Glass*, I can see colorful glass sculptures and look for special pieces in the ceiling. This can be a quiet space on less busy days.




In ***Beyond Spaceship Earth***, I can play games and look at objects to learn about being an astronaut on the International Space Station. This is a smaller space with lots of colors and patterns.



I can see a show in the **Schaefer Planetarium and Space Object Theater**. A staff member might show me where to sit. When the show starts, it will be dark so that everyone can see the video on the dome. The show is loud, and the seats might rumble.



We may choose to watch a play in the ***Lilly Theater***. Shows rotate frequently, so we may want to look online or ask a staff member for information about the next show.



There are more dinosaur elements to explore in **Level 2 Dinosphere®** and the **Dinosphere Art Lab**. I can learn how sauropods grew so big! Also, I can design my own dinosaur and watch it come to life.



We may also visit ***American POP*** where I can look at comic books, movie costumes, and vintage toys. I can create my own superhero! I will hear lots of sounds from movies and music.



In ***Stories From Our Community: The Art of Protest***, I can see paintings and watch videos from the artists who made the Black Lives Matter mural in Indianapolis. This can be a quiet space, but I will hear interviews playing from a monitor.



Memories, Wonders, and Dreams: Stories from 100 Years continues on Level 2. We can look in the alcoves around the ramp for more items and stories from the museum's collection. I can also find more on Level 4, including the Carousel!



Exhibit runs throughout 2025.

In **Playscape**[®], I can play at the water table or the sand table. There are building blocks, art supplies, and a music room. This exhibit may smell like a swimming pool from the product used to keep the water table water clean. It can also get loud in here.



We might visit ***The Power of Children***[®]. I will hear stories about children who were brave and made a big change in history. There are voice recordings playing throughout. Times for sound and light shows are listed outside of each program space. These shows can be loud, and they include lighting effects.



On Level 3, there is a **Take a Break Space** near the *Take Me There*[®] overlook. We might use this space at any time during our visit to have a quiet moment. When we are ready, we can continue exploring the museum.



Please Note: The *Take Me There*[®] gallery is under construction. There may be times when you will hear some loud noises in the area below you while visiting the Take a Break Space. Noise-reducing headphones are available inside the space.

There is a real Carousel that I can ride inside ***Carousel Wishes and Dreams***. I will wait in line until it is my turn. This space will be loud when the carousel music plays. I can also play in some playhouses, try some retro video games, and explore a maze.



Members ride free with membership card.
Nonmember cost is \$2 per ride.

In ***Corteva Agriscience ScienceWorks***, I can see real animals in a pond, explore the water table, and learn about different kinds of scientists. This exhibit may smell like a swimming pool from the product used to keep the water table water clean.



I can see miniature houses in **Mini Masterpieces**. I can look into the miniature rooms, learn how miniatures are made, and create my own design on a touchscreen.



If we get hungry, we might eat in the **Food Court** on Level 1. I might have to wait in line to get my food. We can also sit and eat in the food court if we bring our own food.



We might visit **The Museum Store**. There are lots of books and toys for visitors to buy. Often, music plays on the overhead speakers in the store.



At the end of my visit, I can wave goodbye to the dinosaurs. I
had a great day at
The Children's Museum of Indianapolis!



From all of us at **The Children's Museum of Indianapolis**, we can't wait to see you again!

